

ROALD DAHL




2018

PARTY PACK

for TITCHY TODDLERS


13
SEPTEMBER



Contents

Crafting & playing with
The Enormous Crocodile

- 3 Welcome
- 4 Hats
- 5 Enormous Colouring-in
- 6 Dot-to-Croc
- 7 Croc Pairs
- 8 Crafting with Croc
- 9 Craft Croc Certificate
- 10 My Terrific Tooth-brushing Chart
- 11 Everything you need from YPO



Welcome!


Hello there! This year, for the very first time, you can introduce titchy toddlers to the world of Roald Dahl with two snappy new board books. In this pack you'll find everything you need to have an ENORMOUS day filled with fun! Whether you're throwing a fantabulous party, or arranging a croc-themed nursery session, there are crafting activities and games for everyone!

Ideas for pre-schools and nurseries


- 1 **First thing:**
When all your titchy toddlers have arrived – make yourselves some croctacular party hats!
- 2 **Reading Session:**
Practice counting with *Roald Dahl's 123*
- 3 **Playtime:**
Make an Enormous Crocodile line and see if you can all move in time!
- 4 **Before Going Home:**
Try Crafting with Croc to get your class in a creative mood!
- 5 **Home time:**
Give everyone in class their very own Crafty Croc Certificate to take home with them.

If you're using this at home

- 1 **Get creative:**
Use the Enormous colouring-in sheet to get crafty and creative!
- 2 **Reading time:**
Read *Roald Dahl's Opposites* – and then see if you can find any real-life examples in your house.
- 3 **Games:**
Play a game of Croc Pairs with your titchy toddler!
- 4 **Before Bed:**
Use the My Terrific Tooth-brushing Chart to help your titchy toddler keep their snappers nice and shiny – and sharp . . . yikes!



Top-Tip:
If you have the option – fancy dress can always be fun!



#RoaldDahlDay #titchytoddlers
@Roald_Dahl
www.roalddahl.com

Hats

If required, ask a grown-up to help. Cut along the dotted line and fold over the edges. Tape down the folded part and pop the hat on to your guest's head. Add some elastic or string.



CUT
along the
DOTTED
LINES!


CUT
HERE

COLOUR
ME IN!
PHOTOCOPY
THIS SHEET IF
YOU NEED
MORE.




Enormous Colouring-in

The Enormous Crocodile is looking a bit bland . . .
grab a pencil and **colour** in **Croc!**




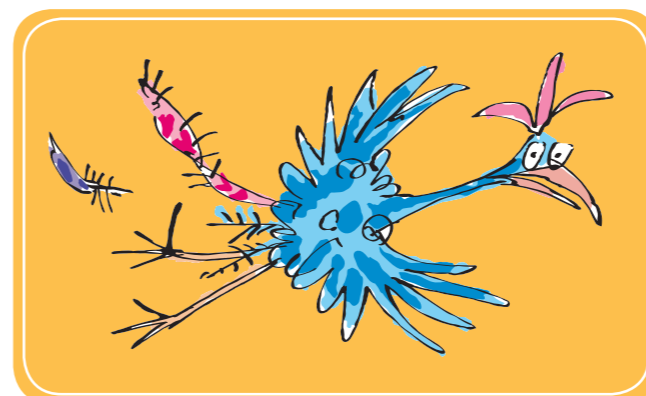


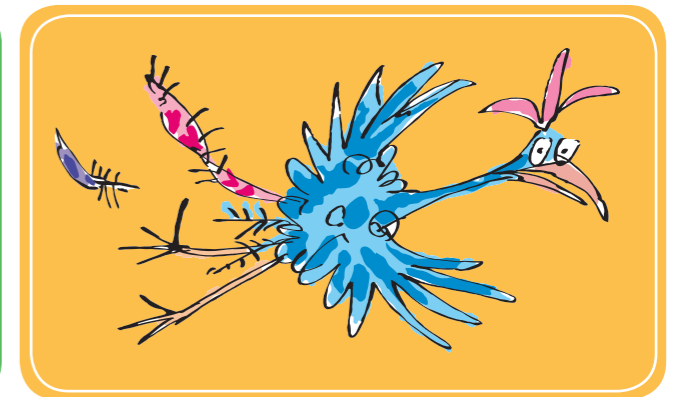



Dot-to-Croc

Join the dots below and find out what **Croc** might be up to . . .



Croc Pairs


Cut around the playing cards and play pairs with your titchy toddler.



Crafting with Croc

Grab some colourful tissue paper and a Pritt Stick!
Rip up your tissue paper and stick it on **Croc** to make him come to life.
Photograph this page for each of your titchy toddlers and make a display!
Share your creations [@Roald_Dahl](#) with the hashtag [#titchytoddlers](#)

Teacher
display callout



CROCY TOP TIP!

You don't have to use green tissue paper. Choose your favourite colour, and make your croc as fabulous as you like!

[#titchytoddlers](#)
[@Roald_Dahl](#)
www.roalddahl.com

ROALD
DAHL




Congratulations!

to

**for being a CRAFTY croc and taking
part in a very Enormous day!**

Signed:

Date:



My Terrific Tooth-brushing Chart!

	Week 1 Morning / Night		Week 2 Morning / Night		Week 3 Morning / Night		Week 4 Morning / Night	
Monday	<input type="checkbox"/>	<input type="checkbox"/>	<input type="checkbox"/>	<input type="checkbox"/>	<input type="checkbox"/>	<input type="checkbox"/>	<input type="checkbox"/>	<input type="checkbox"/>
Tuesday	<input type="checkbox"/>	<input type="checkbox"/>	<input type="checkbox"/>	<input type="checkbox"/>	<input type="checkbox"/>	<input type="checkbox"/>	<input type="checkbox"/>	<input type="checkbox"/>
Wednesday	<input type="checkbox"/>	<input type="checkbox"/>	<input type="checkbox"/>	<input type="checkbox"/>	<input type="checkbox"/>	<input type="checkbox"/>	<input type="checkbox"/>	<input type="checkbox"/>
Thursday	<input type="checkbox"/>	<input type="checkbox"/>	<input type="checkbox"/>	<input type="checkbox"/>	<input type="checkbox"/>	<input type="checkbox"/>	<input type="checkbox"/>	<input type="checkbox"/>
Friday	<input type="checkbox"/>	<input type="checkbox"/>	<input type="checkbox"/>	<input type="checkbox"/>	<input type="checkbox"/>	<input type="checkbox"/>	<input type="checkbox"/>	<input type="checkbox"/>
Saturday	<input type="checkbox"/>	<input type="checkbox"/>	<input type="checkbox"/>	<input type="checkbox"/>	<input type="checkbox"/>	<input type="checkbox"/>	<input type="checkbox"/>	<input type="checkbox"/>
Sunday	<input type="checkbox"/>	<input type="checkbox"/>	<input type="checkbox"/>	<input type="checkbox"/>	<input type="checkbox"/>	<input type="checkbox"/>	<input type="checkbox"/>	<input type="checkbox"/>

How many teeth
does the Enormous
Crocodile have?
Count them if you
dare



ROALD DAHL
Books for
TITCHY toddlers



In association with
YPO

Everything you
need to make an
ENORMOUS display
for your nursery



Find all these and many more at ypo.co.uk



718327 EY Thick cotton
string thick 500g



735110 EY Jumbo colouring pens
Pack of 12



735108 Jumbo colouring pencils
Pack of 10



703612 Kiddie cut scissors



118532 Tissue paper: Assorted (bleed
resist). Pack of 20 quires (480 sheets)



139104 Reward star stickers:
approx. 2100 (60 sheets)

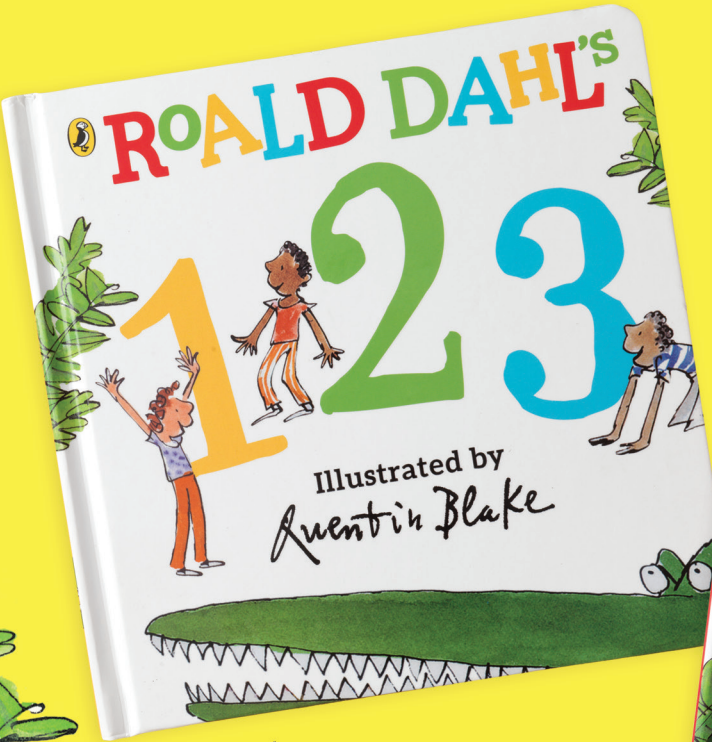


750393 Pritt Stick:




Order online! Visit www.ypo.co.uk/roalddahl to view the Pritt and YPO product range and everything you need for the best party ever. OR call us on **01924 834 960** to find out more.



Books for TITCHY toddlers



NEW for
2018!



© The Roald Dahl Story Company Limited / Quentin Blake 2018

Opposites ISBN 9780241330555
1 2 3 ISBN 9780241330364

Snap up stickers, Enormous Crocodile bookends and bunting by emailing puffin@uk.penguin.com with 'Roald Dahl POS' in the subject line!